



Workbook
Answer Key

Sounds and Fun

Practice the Sounds

Circle the pictures that begin with the sound /h/ like in "hammer".

3 ALLITERATION

Comprehension

Learn about the Poem

Think about the poem. Sort the stickers and put them into the proper groups.

Things That Hillary Has

Things That Hillary Doesn't Have

4 ALLITERATION

Word Study

Study the Words

Sort the words and put the stickers into the proper groups.

Words with /h/

People's Names

Animals

Allen, Mary, Ryan

5 Hillary Hume

Fluency

Read together! Circle the letters with /h/ sounds in the poem. Write the number of /h/ sounds you read on each line. Clap on the /h/ sounds as you read the poem.

Hillary Hume

Hillary Hume has a hundred hamsters.

A hundred hamsters have Hillary Hume.

If Hillary Hume has a hundred hamsters,

Will you share a room with Hillary Hume?

5 5 5 2

6 ALLITERATION

Sounds and Fun

Practice the Sounds

Circle the pictures that begin with the sound /t/ like in "Timmy".

Illustration: A house with six windows. The windows contain: a telephone, a book, a teddy bear, a pig, a piano, and a bowl of fruit. The pig, piano, and bowl of fruit are circled in orange.

Comprehension

Learn about the Poem

Think about the poem. Put the stickers in the correct order.

Illustration: A cartoon mouse sitting at a desk with a computer monitor. To the right of the monitor is a large rectangular sticker with a golden, textured background. An arrow points from the mouse towards the sticker.

Word Study

Read the poem and put the right stickers in the boxes.

Timmy baked a tasty

He took it down the

To visit Tommy Tuffie

In Tommy's tiny

Illustration: A small illustration of a mouse holding a tart.

Timmy's Tart

Illustration: A sequence of four rectangular stickers with rounded corners, each with a different scene. The first shows a mouse holding a tart. The second shows a mouse looking at a tart. The third shows a mouse holding a tart. The fourth shows a mouse holding a tart. Arrows indicate the sequence from left to right.

Fluency

Read together! Put the star stickers on the words that begin with the sound /l/. Add / or // marks to the poem. Read the poem while focusing on phrasing.

Enjoy the Poem

Timmy's Tart

Timmy baked / a tasty tart. //
 He took it down the track /
 To visit Tommy Tuttle /
 In Tommy's tiny shack. //
 Tommy smelled the tasty tart. /
 For Tommy liked to eat. //
 "It's time for some tea," he said. /
 "And a tasty treat." //



// means you need to pause
 // means you need to stop









Word Study

Study the Words

A. What letter stands for the /l/ sound? Attach the right stickers.

Big Letter	Small Letter
	

B. Circle the pictures that does Not begin with the sound /l/ like in "Lizard".


Two Lucky Lizards

Two Lucky Lizards Workbook pp.13-18

Sounds and Fun

Two lucky lizards like to eat the /l/ sound pictures.
 Circle the pictures that begin with the sound /l/ like in "Lizards".

Practice the Sounds



C. Attach the letter stickers when you hear an /l/ sound.

Two Lucky lizards

Two lucky lizards

Looking for some lunch.

Found some little lollipops.

Lick, lick, crunch.

15 ALLITERATION

Comprehension

Learn about the Poem Think about the poem. Put the stickers in the correct order.

Two Lucky Lizards

Sounds and Fun

Practice the Sounds Circle the pictures that begin with the sound /py/ like in 'Polly'.

Fluency

Enjoy the Poem Read together! Circle the words that begin with the sound /l/. Clap on the /l/ sounds as you read the poem.

Two Lucky lizards
 Looking for some lunch.
 Found some little lollipops.
 Lick lick, crunch.
 Two lazy lizards
 Lolling after lunch.
 Didn't see the crocodile.
 Lick lick, munch.

Word Study

Study the Words Sort the stickers and put them into the proper groups.

People & Animals (stickers: bird, person, bird)

Actions (stickers: hands, person)

Things (stickers: crocodile, crocodile)

Polly Pirate

Learn about the Poem

A. Think about the poem. Circle the right picture for each question.

Who are the characters?



What happened to the parrot?



Enjoy the Poem

Read together! Put the star stickers on the words with /p/ sound. Write the number of /p/ sound you read on each line. Clap on the /p/ sounds as you read the poem.

Polly Pirate

4 Polly Pirate picked a parrot.
 2 The parrot's name was Peg.
 4 Peg the parrot picked and pecked
 2 Poor Polly's wooden leg.
 3 Polly Pirate wasn't pleased
 3 With Peg the parrot's prank.
 4 So Polly Pirate pushed the parrot
 2 Off the pirate's plank.



Why did that happen to the parrot?



If you were Polly Pirate, what would you do? Draw yourself!

